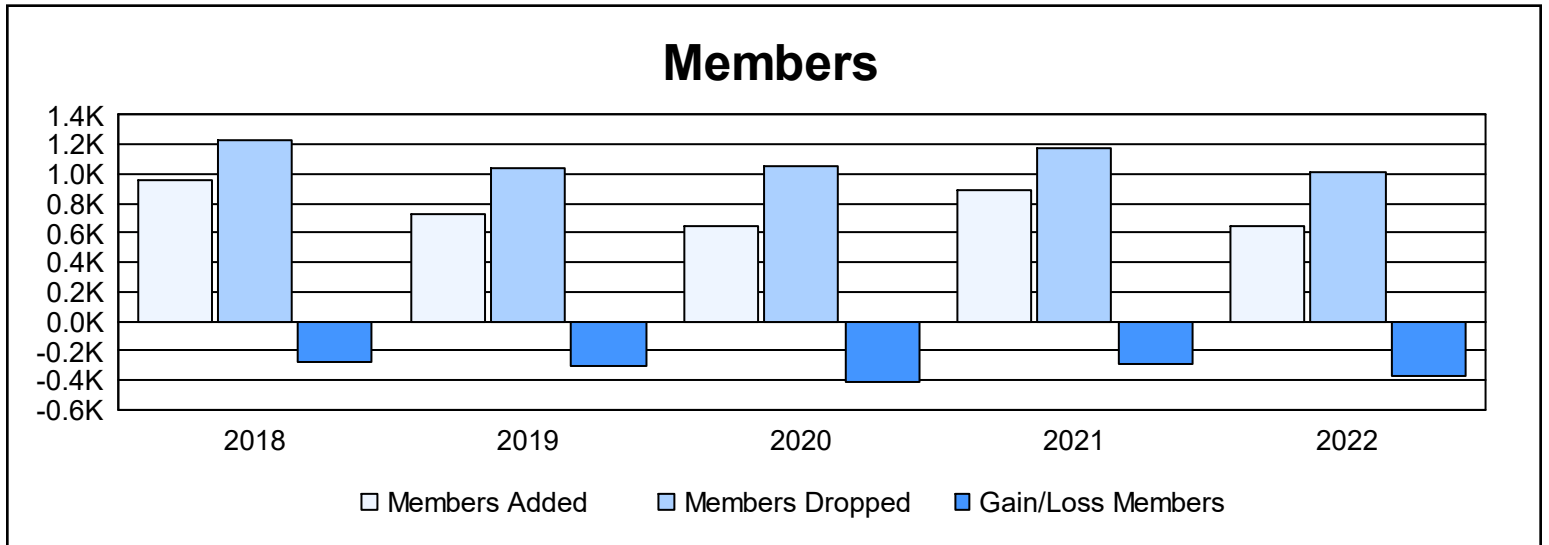
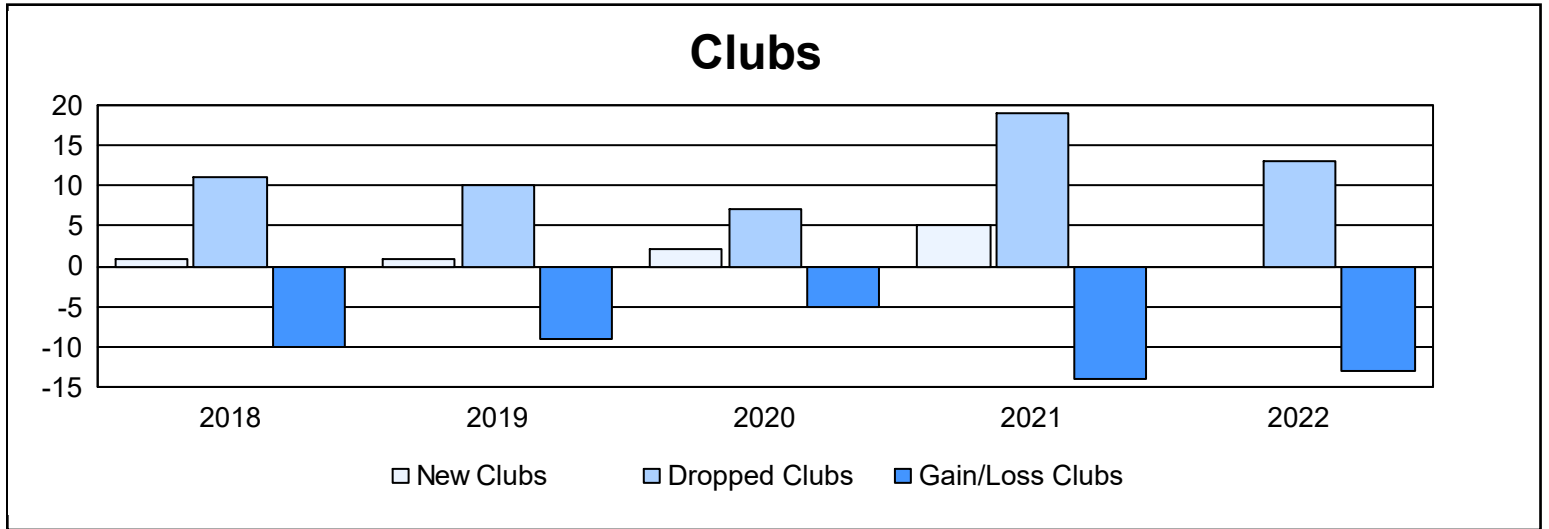
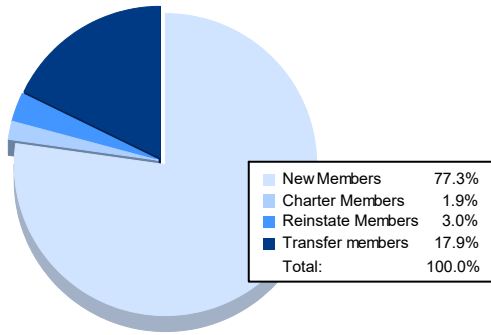


Year	New Clubs	Dropped Clubs	Gain/ Loss Clubs	New Members	Charter Members	Reinstate Members	Transfer Members	Total Member Added	Total Members Dropped	Gain/ Loss Members
2017-2018	1	11	-10	746	45	38	132	961	1,236	-275
2018-2019	1	10	-9	600	33	14	79	726	1,035	-309
2019-2020	2	7	-5	487	68	24	62	641	1,051	-410
2020-2021	5	19	-14	613	121	21	132	887	1,173	-286
2021-2022	0	13	-13	496	12	19	115	642	1,018	-376
Average	2	12	-10	588	56	23	104	771	1,103	-331



Membership Composition June 2022 Cumulative



Gender Composition June 2022 Cumulative

